



Government of India
Ministry of communications & IT
Department of Telecommunications.
**Office of the Controller of Communication
Accounts,**
Jammu and Kashmir Circle, Jammu.



Annual Report
2008-09

PREFACE

Jammu and Kashmir, with diversified physical features like layers of glaciers and ranges of mountains of varied heights, dotted with beautiful valleys and gardens in between, run across by deep rivers, covered by dense forests spreading down and merging with plains and with extreme temperatures provides a pleasant and challenging life to the inhabitants of the land. The state with an intertwined historical background with its strategic location and having a special dispensation under the Constitution of India provides a place of pride and privilege and at the same time a challenging environment to a functionary to be there and function even if that happens to be an organization bearing the sovereign powers and work for the fulfilment of the aspirations of the people. Department of Telecom had been providing telecom services to the state prior to incorporation of BSNL for taking up the operational activities of DoT. Even after leaving the field for BSNL and other private operators, it is closely involved in and monitoring through USOF the spread of the services to the far flung areas of the State.

The office of the CCA, coming into existence with the formation of BSNL w.e.f. October, 2000 has been the face of the Department of Telecom in the State since its inception. The office which initially handled the settlement of retirement benefits of the employees of BSNL and the activities linked to it has now been dealing with diversified functions like that of collections of license fees, spectrum charges, acting as an interface between the telecom providers in the state and department, disbursing subsidy for provision of telecom services to the rural areas and ensuring the reaching of telephone services, the luxury of rich of the yester years which have gained the grade of necessity for not just social networking but for further progress and development. Besides, the office has been functioning as the representatives of the department in the state on legal matters.

Issue of Annual Report is an important medium to summarise and present the functioning of the office during the year. After the release of its maiden issue for the year 2006-07, this is the second issue of the Annual Report for the financial year 2008-09.

This Annual Report for the year 2008-09 covers various facets of activities of the CCA office. The CCA office, with the blessings and guidance of headquarters, is taking new initiatives to overcome the constraints and to meet the aspirations of the beneficiaries and expectations of the directorate. It is hoped that the contents of this report will help understanding working of the CCA office, Jammu and Kashmir, in a better and objective manner. We would welcome suggestions, if any, for its improvement.

Dekhu Turwar
Controller, J&K Circle, Jammu

CONTENTS

	Particulars	Page
	Preface	I
	Vision & Mission Statements	Ii
	Contents	Iii
Chapter I	Introduction and office profile	1 – 2
Chapter II	Infrastructure: Space, Manpower and Trainings	3 – 5
Chapter III	Revenue Management	6 – 9
Chapter IV	USO Fund Management	10 – 12
Chapter V	Settlement of Terminal Benefits	13 – 18
Chapter VI	Cash flows Management	19 – 21
Chapter VII	Other Activities : Audit Paras and Legal cases Implementation of Compact 2000	22

CHAPTER I

INTRODUCTION AND OFFICE PROFILE

The office of the Controller of Communication Accounts, Jammu & Kashmir circle, was set up in October 2000 as a field unit of department of Telecommunications, in the wake of formation of Bharat Sanchar Nigam Ltd. (BSNL) to authorise the pensionary benefits of the employees of BSNL and Department of Telecommunications. It has come a long way since then. The Controller of Communication Accounts (CCA) has been declared as the Head of the Department and is entrusted with specific functions relating to Govt. Revenue collection and accounting in the Department of Telecommunications, collection of licence fee and spectrum charges on behalf of the Department of Telecommunications, verification of the deductions claimed by the operators while calculating licence fees, processing of claims of USO subsidy received from USP's and authorising subsidy payments to them. The office of CCA represents DOT in all legal cases pertaining to J&K circle. The office of CCA J&K is one of the smallest CCA offices in India with sanctioned strength of only 30 as per details given below:-

Table -1

<i>Serial No.</i>	<i>Group</i>	<i>Sanctioned strength</i>
1.	Group-A	04
2.	Group-B	16
3.	Group-C	09
4.	Group-D	01
	Total	30

The major functions of CCA office can be broadly classified into the following categories:-

1. **Revenue collection-** Collection of license fee and spectrum charges from fixed and mobile service providers, watch over their bank guarantees, assessment of the AGR and verification of the deductions claimed by them in arriving at the AGR. During the financial year 2008-09 the license fee of Rs 61,18,43,678.00 and spectrum Charges of Rs.30,33,84,585.00 were collected on behalf of the Govt. of India, Department of Telecommunications.

2. **Disbursement of subsidy for Universal service Obligation-** Disbursement of USO subsidy to service providers for providing telephones in rural and remote areas, conducting

inspections for verification of RDEL's and mobile towers setup under the mobile infrastructure project to ensure that they comply with the terms of agreement and follow guidelines issued by Administrator USO.

3. Payment of pensionary benefits- Settlement of pension cases and payment of retirement benefits including Pension, DCRG and commuted value of pension etc. to the employees of BSNL along with the settlement of GPF Final payments remain the primary functions of the office.

4. Audit, Accounting and legal functions- Post check of paid pension Vouchers, settlement of GPF accounts of pre October 2000 employees, settlement of inter-circle and intra circle GPF transfers, maintenance of Loans and advances and GPF broadsheets, accounting adjustments between DOT and BSNL, watching of receipt of pension and Leave salary contribution from BSNL. The CCA represents DOT in all legal cases pertaining to J&K circle.

5. Pay and accounts functions- This office acts as the Pay and accounts office in respect of Wireless Monitoring System (WMS) Jammu and Vigilance Telecom Monitoring (VTM) Jammu/TERM.

CHAPTER II

INFRASTRUCTURE & HUMAN RESOURCES

The office of CCA J&K circle Jammu is located in the third floor of North block of Bahu Plaza owned by Jammu Development Authority and hired by BSNL, about one Kilometre away from Jammu-Tawi railway station and about Five Kilometres from Bus stand Jammu. The office occupies approximately 1150 square feet of the said building. The paucity of space is felt for the smooth functioning of the office.

1. Sanctioned Strength and Men in Position as on 31-03-2009

Table - 2

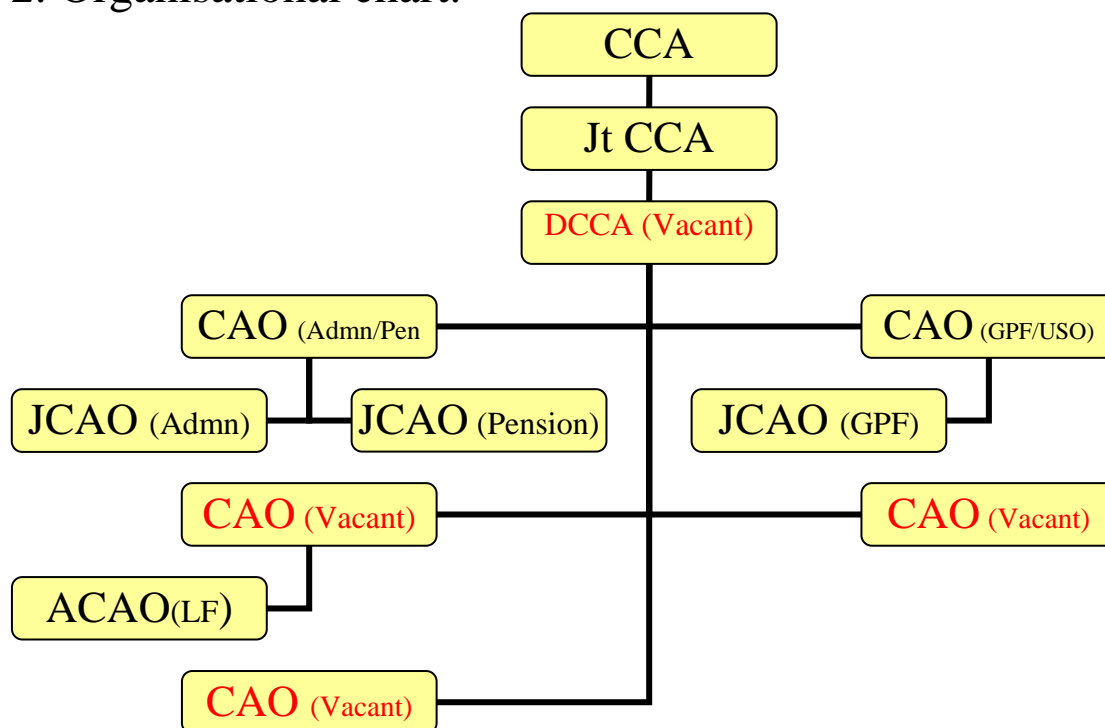
S.No	Grade	Sanctioned Strength	Men in Position	Vacancy
01.	SAG	01	01	00
02.	JAG	01	01	00
03.	STS/JTS	02	00	02
04.	Sr.AO/AO	05	02*	03
05.	AAO/JAO	11	01**	10
06.	Group C	09	08	01
07.	Group D	01	01	00
	Total	30	14	16

- One each on deputation from the office of AG J&K Srinagar and office of the Pr. Controller of Defence Accounts (NC) Jammu. ** On deputation from the office of AG J&K Srinagar. Rest of the Group C and D is on deputation from the BSNL.

Graph -1: Manpower position



2. Organisational chart.



3. Contact details of officers.

Table - 3

S.No	Name S/Shri	Tel. No (office)	Tel.No (Res)	Tel.No (Mobile)	Fax
01.	R.D.Meena CCA *	2477299	2475250		
02.	Amit Sharma Jt.CCA	2477299	2463717	9419124949	2477296
03.	V.N.Razdan Sr.CAO	2477298	2505100	9419140020	
04.	B.N.Dass CAO	2477989	2466276	9419197142	2477989
04.	Sunil Tickoo, ACAO	2477297	-	9469234466	
05.	Smt. Nirja Miyan,JCAO	2477297	-	-	
06.	Smt. Babli Suri, JCAO	2477297	-	-	
07.	Smt. Gudi Mohini Jogi, JCAO	2477297	-	-	

- Presently on training at NIFM, Faridabad, Haryana

TRAININGS

The office of Controller of Communication Accounts, J&K Circle deposes its officers and staff to attend various in service training courses at the National Institute of Communication Finance, NICF, Ghaziabad and other reputed training centres in its endeavour to sharpen the professional skills of its employees subject to the availability of funds and staff at the headquarter. The NICF Ghaziabad under the ministry of Communications and IT has been established as a training Centre for the Finance wing officers of the Department of telecommunications.

During the year 2008-09 the various officers and staff members attended the various training Courses as shown against each.

Table - 4

<i>SNo</i>	<i>Name with designation S/Shri</i>	<i>Name of course</i>	<i>Period of training</i>	<i>Training centre</i>
01.	R.D.Meena CCA	Work shop on issues in AGR and Licensing in DOT	16-10-2008 to 17-10-2008	NICF Ghaziabad
02.	Dev Raj Sharma CAO	Settlement of USO Claims	24-07-08to 25-07-2008	-do-
03.	V.N.Razdan Sr.CAO	Revenue Management	27-02-2009 to 28-02-2009	Off campus Course, at Lucknow
04.	Sunil Tickoo Jr.CAO	-do-	-do-	-do-
05.	B.N.Dass CAO	Implementation of Compact PAO 2000	05-03-2009 to 07-03-2009	Rajpura Punjab
06.	Sunil Tickoo Jr.CAO	-do-	-do-	-do-
07.	Ramesh Kumar JAO	-do-	-do-	-do-
08	Amit Sharma, Jt.CCA	Compact Trg Prog.	27.01.2009 to 31.01.2009	INGAF, ND

CCAs and Joint CCAs on roll since inception:

Table – 5: CCAs

<i>Sl. No.</i>	<i>Name S/Shree</i>	<i>Period</i>
1.	Anil Kishore, CCA, Delhi (Addl Charge)	11.01.2008 to 27.05.2008
2.	R.D. Meena	28.05.2008 to 15.05.2009
3.	S.K. Singh, DDG (A/c) (Addl Charge)	16.05.2009 to 21.06.2009
4.	D. Turwar	22.06.2009 till date

Table – 6: Jt CCAs

<i>Sl. No.</i>	<i>Name S/shree</i>	<i>Period</i>
1.	H.R. Gupta, DGM(F)/Jt CCA	
2.	N.P. Singh, DGM(F)/Jt CCA	
3.	Ashish Joshi, Jt CCA	xx.11.2005 to 10.12.2006
4.	Amit Sharma, Jt CCA	11.12.2006 till date

CHAPTER III

REVENUE MANAGEMENT

A) Licence Fee

There are nearly 12 telecom license holders for Jammu & Kashmir service area from whom licence fee is to be collected by the office. Details of operators, category of license held and prescribed percentage of applicable license fee is indicated in the table below:

Table -7: Revenue Receipts: List of licensees and applicable rates of license fee

Sl.No	Operator	Category of licence	Service area	Prescribed percentage of licence fee
01	BSNL	Basic/CMTS	J&K	6.00
02	Bharti Airtel	UASL	J&K	6.00
03	Reliance	-do-	-do-	6.00
04	Dishnet Wireless	-do-	-do-	6.00
05	Vodafone Essar	-do-	-do-	6.00
06	Tata Teleservices	-do-	-do-	6.00
07	Unitech Wireless	-do-	-do-	6.00
08	Idea Cellular	-do-	-do-	6.00
09	Data Solutions	-do-	-do-	6.00
10	S.Tel	-do-	-do-	6.00
11	Loop Telecom	-do-	-do-	6.00
12	Sistema Shyam Teleservices	-do-	-do-	6.00
13	Srinagar Technology Consultants Pvt. Ltd.Srinagar	ISPS	-do-	Re.1 token fee
14	GL Networks and Systems(P)Ltd Srinagar	-do-	-do-	-do-

ii) Licence fee collected

Table - 8

<i>Sl.No</i>	<i>Operator</i>	<i>Category of licence</i>	<i>Amount collected in 2008-09</i>	<i>Amount collected in 2007-08</i>
01.	BSNL	Basic/CMTS	23,75,76,882	25,34,47,132
02.	Bharti Airtel	UASL	30,54,70,254	22,56,26,301
03.	Reliance	-do-	17,64,717	1,78,15,575
04.	Dishnet Wireless	-do-	6,51,76,396	3,74,04,831
05.	Vodafone Essar	-do-	12,901	--
06.	Tata Teleservices	-do-	18,00,000	--
07.	Unitech Wireless	-do-	42,528	--
08.	Idea Cellular	-do-	--	--
	Total		61,18,43,678	53,42,93,839

B. VSAT- License Fee collected

This is being looked after centrally by the Headquarter.

C. Spectrum Charges

Table - 9

<i>Sl.No</i>	<i>Operator</i>	<i>Category of License</i>	<i>Technology</i>	<i>Amount collected in 2008-09</i>	<i>Amount Collected in 2007-08</i>
01.	BSNL	Basic/CMTS	GSM/CDMA	8,24,27,370	11,98,53,769
02.	Bharti Airtel	UASL	GSM	19,23,01,459	14,45,73,106
03.	Reliance	UASL	GSM/CDMA	8,63,073	63,84,805
04.	Dishnet wireless	UASL	GSM	2,73,32,157	2,42,74,540
05.	Vodafone Essar	UASL	GSM	7,526	00
06.	Tata teleservices	UASL	GSM	4,53,000	00
	Total			30,33,84,585	29,50,86,220

D-Pension and Leave Salary Contribution from BSNL

Table – 10: Amount of LSPC collected in FY 2007-08 and 2008-09

Sl. No	Item	Amount collected in 2008-09 (Rupees)	Amount collected in 2007-08 (Rupees)
01.	Pension Contribution	8,94,38,847	4,47,07,460
02.	Leave salary Contribution	(-)14,38,846*	8,14,423
	Total	8,80,00,001	4,55,21,883

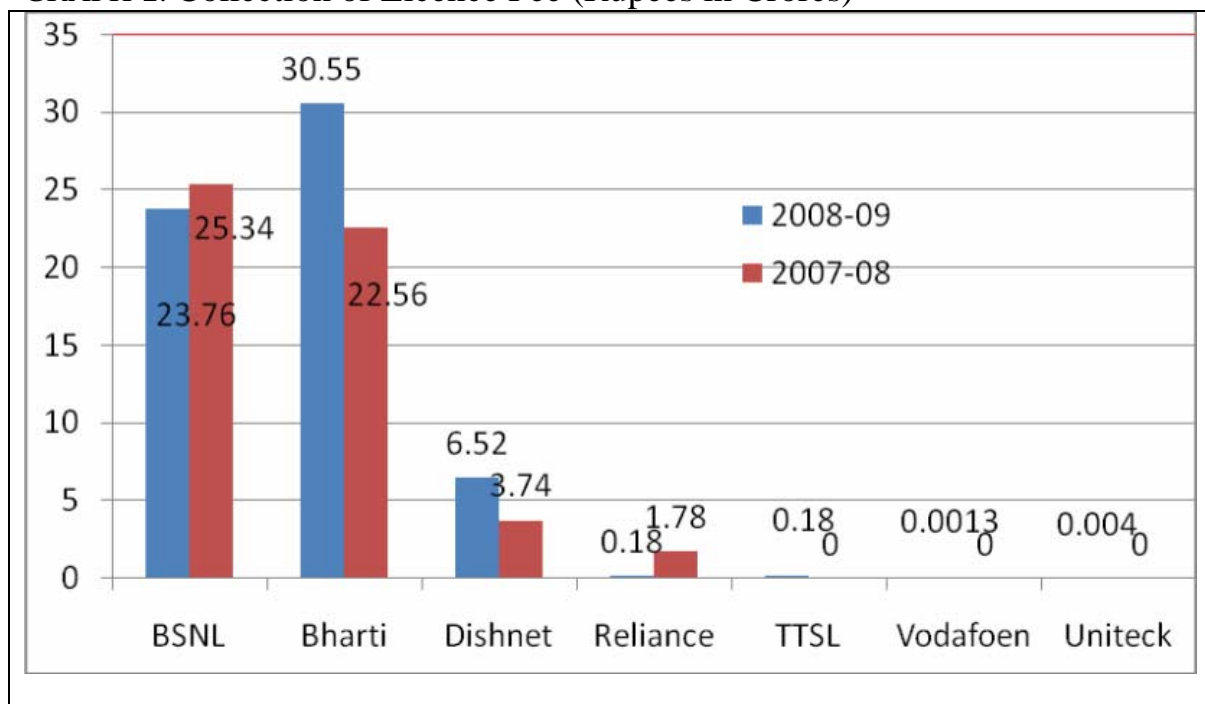
* (-) figure is due to the adjustment of Pay and allowances of BSNL employees posted in this office.

E-Others (Dues collected from BSNL)

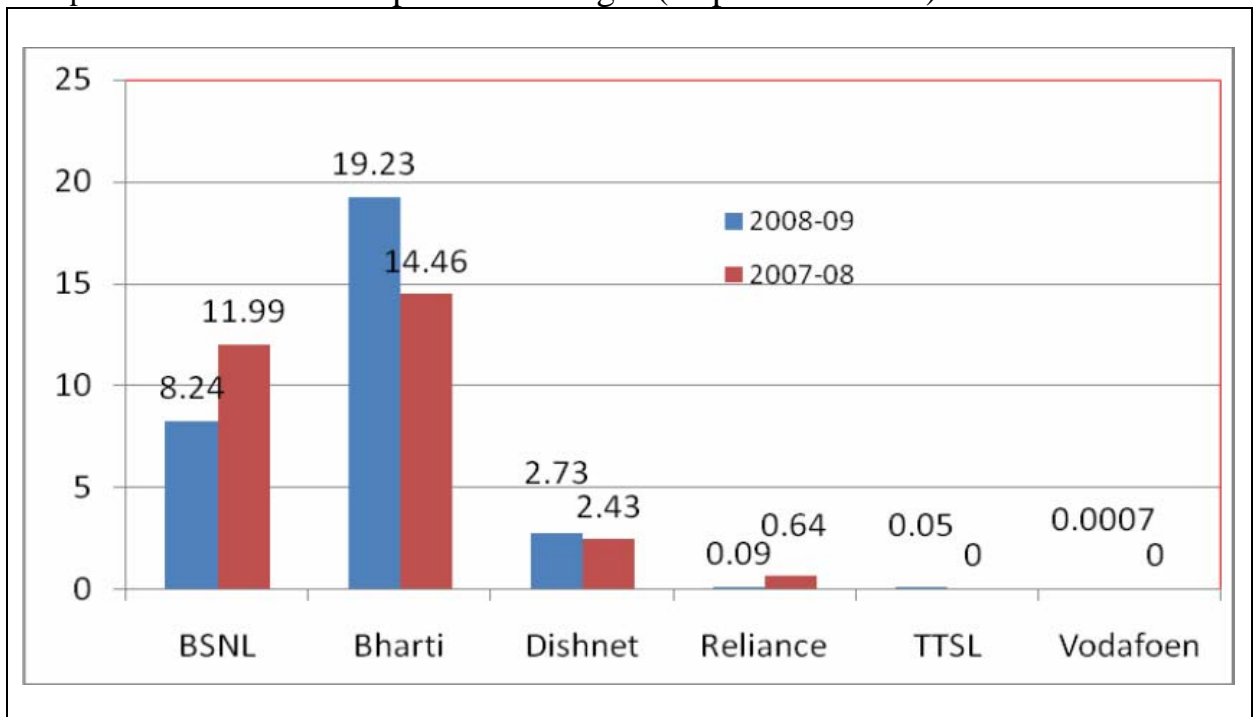
Table – 11: Amount of GPF and CGEGIS contribution received in FY 2007-08 & 2008-09

Sl.No	Particulars	Amount collected in 2008-09 (Rupees)	Amount collected in 2007-08 (Rupees)
01.	GPF Contribution	35,77,07,296	28,36,59,340
02.	CGEIGS contribution	48,130	45,515

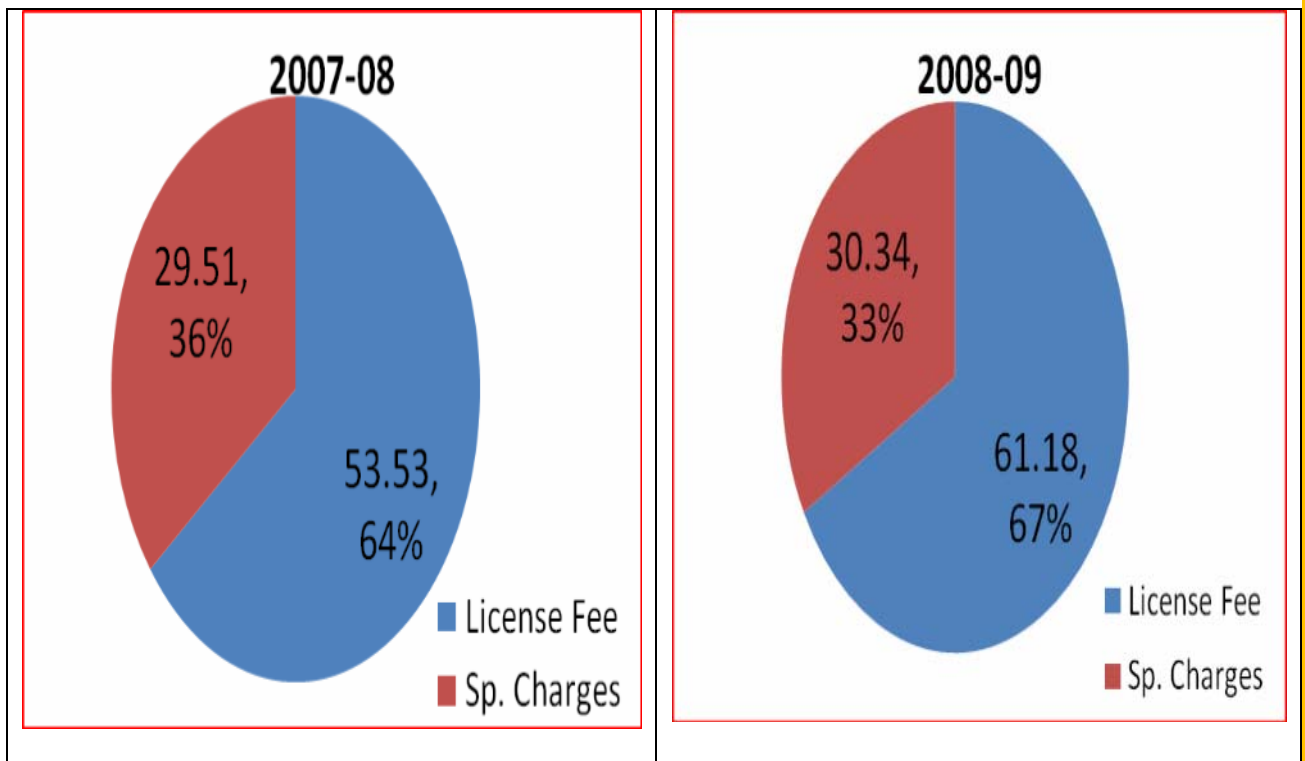
GRAPH-2: Collection of Licence Fee (Rupees in Crores)



Graph – 3: Collection of Spectrum Charges (Rupees in Crores)



Graph 4: Ratio of License F and Spectrum Charges (Amount Rupees in Crores)



CHAPTER IV

USO FUND MANAGEMENT

In J&K Circle in respect of all the USO activities BSNL is the only agreement holder except as rural mobile provisioning there are two private USPs as because there are necessarily three participants to share the mobile infrastructure towers. Perhaps this is because the circle contains difficult areas to operate besides security being a measure concern in the various parts. Details of the agreement entered into with BSNL is indicated in the table given below.

Table – 12: Agreement details.

<i>Sl.No</i>	<i>Activity</i>	<i>Agreement No and date</i>	<i>Name of operator</i>
1.	OPEX	30-101/2002-USF dt. 28-03-2001	BSNL
2.	MARR-A	30-107/2002-USF dt. 19-04-2004	BSNL
3.	MARR-B	30-107/2002-USF dt. 25-09-2003	BSNL
4.	RCP	30-133/2004-USF dt. 30-09-2004	BSNL
5.	Uncovered villages	30-133/2004-USF dt. 10-11-2004	BSNL
6.	New VPT	30-131/2008-USF dt. 27-02-2009	BSNL
7.	RDEL-B	30-140/2004-USF dt. 15-03-2005	BSNL
8.	RDEL-A	30-145/2004-USF dt. 03-05-2005	BSNL
9.	RDEL-X	30-145/2004-USF dt. 03-05-2005	BSNL
10.	IP(R.Mobile)	30-148/2007-USF dt. 14-05-2007	BSNL
11.	USP 1 for R.Mobile	30-148/2007-USF dt. 21-05-2007	Dishnet
12.	USP 2 for R.Mobile	30-148/2007-USF dt. 21-05-2007	Reliance
13.	USP 3 for R.Mobile	30-148/2007-USF dt. 21-05-2007	BSNL
14.	Rural Broad band	30-160/2007-USF dt. 20-01-2009	BSNL

Disbursement of Subsidy

During the financial year 2008-09 subsidy amount of Rs.7.50 crores were disbursed against the claim of Rs.8.14 crores covering all activities. During the preceding two years i.e. 2007-08 and 2006-07 subsidy amount of Rs.11.74 and 14.59 crores were disbursed respectively as shown in table 12. In respect of rural mobile services though the IP commissioned some of the sites and some amount of subsidy was released and the USP started rolling out the services from a few towers claims were preferred only in the subsequent quarters.

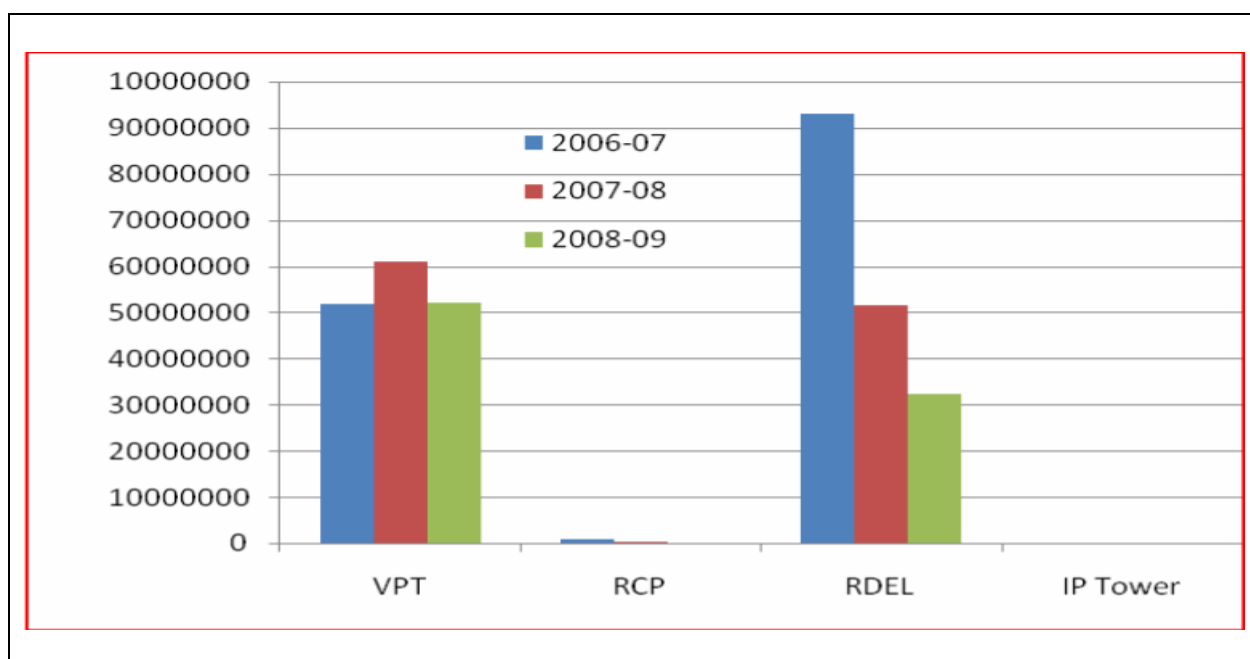
Table – 13: Settlement of subsidy claims received and paid in 2008-09

<i>Sl.No</i>	<i>Activity</i>	<i>Amount of claims received</i>	<i>Amount paid</i>
1.	OPEX	1,60,95,833	1,47,17,118
2.	MARR-A	33,83,051	33,79,001
3.	MARR-B	2,75,44,301	2,45,35,128
4.	RCP	2,00,788	1,99,663
5.	Uncovered villages	96,20,512	95,84,014
6.	New VPT	-	-
7.	RDEL-B	59,95,538	48,18,212
8.	RDEL-A	21,80,229	1,42,73,469
9.	RDEL-X	1,63,82,858	1,32,62,951
10.	IP Towers	2,36,687	2,37,241
11.	USP 1 for R.Mobile	-	-
12.	USP 2 for R.Mobile	-	-
13.	USP 3 for R.Mobile	-	-
14.	Rural Broad band	-	-
	Total	8,14,03,105	7,50,06,796

Table - 14 : Settlement of claims year wise

Sl.No	Activity	2006-07	2007-08
1.	OPEX	1,44,63,742	99,44,809
2.	MARR-A (4/02 to6/03)	40,58,653	40,26,449
3.	MARR-B (post 30.6.03)	1,82,23,454	2,87,66,274
4.	RCP	9,24,114	2,74,874
5.	Uncovered villages	1,51,59,002	1,83,40,260
6.	New VPT	-	-
7.	RDEL-B (4/02 to3/05)	60,87,042	46,66,467
8.	RDEL-A (After1-04-05)	8,70,21,891	5,14,29,513
9.	RDEL-X	-	-
10.	IP Towers	-	-
11.	USP 1 for R.Mobile	-	-
12.	USP 2 for R.Mobile	-	-
13.	USP 3 for R.Mobile	-	-
14.	Rural Broad band	-	-
	Total	14,59,39,898	11,74,48,646

Graph – 5: Activity-wise disbursement of Subsidy Claims



CHAPTER V

SETTLEMENT OF TERMINAL BENEFITS

Tables below shows unit-wise no of retirement benefit settlement cases received during the year 2007-08 and 2008-09.

A-Pension

Table – 15: No of pension cases received SSA/Unit - wise

<i>Office/Unit</i>	<i>CGM T</i>	<i>JA M</i>	<i>SRI</i>	<i>UDH</i>	<i>RAJ</i>	<i>LE H</i>	<i>MO B</i>	<i>CEC/ Civil</i>	<i>CE E Elec</i>	<i>CSD Jam</i>	<i>WMS</i>	<i>Total</i>
No. of cases recd in 07-08	07	50	48	00	02	00	01	00	00	01	01	110
No. of cases recd. in 08-09	06	35	44	02	00	00	00	01	00	03	00	091

Table – 16: No. of Pension cases settled.

<i>Month</i>	<i>2008-09</i>					<i>2007-08</i>				
	<i>SA</i>	<i>F</i>	<i>VR</i>	<i>Others</i>	<i>Total</i>	<i>SA</i>	<i>F</i>	<i>VR</i>	<i>Others</i>	<i>Total</i>
Apr.	03	-	-	-	03	03	-	-	-	03
May	09	-	01	-	10	12	03	-	-	15
June	05	-	-	-	05	14	01	-	-	15
July	02	-	-	-	02	08	01	-	-	09
Aug.	03	-	-	-	03	12	01	-	-	13
Sep.	05	-	-	-	05	07	-	-	-	07
Oct.	02	01	01	-	04	07	01	-	-	08
Nov.	14	01	01	-	16	09	01	01	-	11
Dec.	19	01	-	-	20	09	-	-	-	09
Jan.	10	-	-	-	10	04	03	-	-	07
Feb.	05	-	-	-	05	04	01	-	-	05
Mar.	07	01	-	-	08	06	02	-	-	08
Total	84	04	03	-	91	95	14	01	-	110

Table – 17: Growth in Number of Pensioners.

<i>Year</i>	<i>No. of Pensioners</i>
2001-02	62
2002-03	64
2003-04	80
2004-05	63
2005-06	63
2006-07	64
2007-08	110
2008-09	91

Table – 18: Monetary growth of Pensionary benefits disbursement* during last three years:-

<i>Year</i>	<i>Rupees</i>
2006-07	5,49,72,840
2007-08	8,02,67,022
2008-09	9,70,78,238

* Excludes payments made through post offices

Graph – 6: Trend of Retirement cases



Table – 19: HPO and Bank-wise Pensioner Figures

Sl. No.	Name of HPO/Bank	No of Pensioners	PO/Bank Totals
1	Anantnag HPO	39	685
2	Baramula HPO	42	
3	Gandhinagar (New Jammu City) HPO	94	
4	Jammu (Old city) HPO	215	
5	Kathua HPO	7	
6	Rajouri HPO	3	
7	Leh HPO	4	
8	Srinagar HPO	241	
9	Udhampur HPO	40	
10	State Bank of India (43 Branches)	221	433
11	Punjab National Bank (32 Branches)	208	
12	Central Bank of India (1 Branch)	4	
	Total		1118

Table – 20: Pension Audit

Month	No. of Vouchers received	No. of Vouchers audited	No. of overpayments detected
April 2008	815	815	-
May	1189	1189	-
June	947	947	-
July	828	828	-
August	764	764	-
September	991	991	-
October	1314	1314	-
November	1187	1187	-
December	1122	1122	-
January 09	1248	1248	-
Feberuary	1078	1078	-
March	983	983	-
Total	12466	12466	-

B. GPF Final Payments.

Though the responsibility of maintaining the GP fund accounts lies with the concerned units/SSAs of the BSNL yet the responsibility of making final payments lies with this office.

The position of GP fund final payments in favour of retired and deceased employees of the BSNL settled in the year 2007-08 and 2008-09 is indicated below:-

Table – 21: Cases settled and Amount paid in 2007-08 and 2008-09

Month	Settled in the year 2008-09		Settled in the year 2007-08	
	No. of cases	Amount	No. of cases	Amount
April	10	22,58,063	09	13,19,758
May	08	34,66,152	08	16,01,531
June	-	-	09	31,98,465
July	03	22,99,786	14	51,45,939
August	-	-	15	50,13,357
September	06	31,06,431	10	37,24,930
October	05	13,24,214	03	9,91,219
November	16	40,90,760	08	39,08,632
December	12	41,76,651	05	14,09,048
January	23	42,94,605	11	32,24,612
February	11	30,29,043	08	21,61,801
March	14	45,43,229	03	8,81,262
Total	108	3,25,88,934	103	3,25,80,554

C. GPF Re-imburements.

A comparative statement of month wise reimbursements made to the BSNL on account of the settlement of GP Fund withdrawals/advances paid by the BSNL in favour of the BSNL optees during the years 2007-08 and 2008-09 is given in the table below.

Table – 22: Amount of GPF reimbursement made in 2007-08 and 2008-09

Month	Amount settled in 2008-09	Amount settled in 2007-08
April	2,51,59,445	2,65,18,500
May	1,91,19,100	1,39,23,100
June	1,10,47,200	1,23,94,491
July	1,29,18,780	1,91,52,300
August	63,45,600	1,42,78,950
September	1,91,72,000	1,53,78,597
October	1,64,22,000	1,52,32,500
November	1,56,10,500	73,68,000
December	1,08,11,901	1,09,24,381
January	95,91,500	1,46,94,626
February	1,14,23,490	1,14,16,364
March	1,10,50,400	1,00,50,000
Total	16,86,71,916	17,13,31,809

Table – 23: STATUS OF GPF BROADSHEET AS ON 31.3.2009

Sl. No.	Name of Unit	Sans OB Credit Total	Debit Total	Total Credit for the year 2008-2009
1	Circle Office	1,35,92,896	82,30,800	53,62,096
2	GM IMPCS	52,51,000	22,68,000	29,83,000
3	GMTD, Srinagar	6,86,04,095	5,67,07,801	1,18,96,294
4	GMTD, Jammu	6,61,79,677	5,59,45,300	1,02,34,377
5	TDM, Udhampur	1,08,85,219	99,47,645	9,37,574
6	TDM, Leh	33,38,532	34,62,000	(-)1,23,468
7	TDE, Rajouri	78,65,752	43,03,670	26,62,082
8	CSD	15,69,000	16,27,000	(-)58,000
9	XEN, Electrical	14,41,400	11,30,000	3,11,400
10	Civil Wing	55,57,410	43,06,700	12,50,710
11	DE, Anantnag	1,32,63,136	1,24,50,000	8,13,136
12	DE, Baramula	59,06,400	85,98,000	(-)26,91,600
	Total	20,34,54,517	16,89,76,916	3,44,77,601

CHAPTER VI

CASH FLOW MANAGEMENT

A-CASH INFLOWS

Table – 24: Amount received in FY 2007-08 and 2008-09

<i>S.No</i>	<i>Item of cash inflow</i>	<i>Amount for FY 2008-09</i>	<i>Amount for FY 2007-08</i>
01	License fee	61,18,43,678	53,42,93,839
02	Spectrum Charges	30,33,84,585	29,50,86,220
03	Pension and Leave salary contribution	8,80,00,001	4,55,21,883
04	Loans and Advances	(-)36,473	6,60,626
05	GPF Contribution and Recoveries	35,77,07,296	28,36,59,340
	Total	1,36,08,99,087	1,15,92,21,908

B-CASH OUTFLOWS

Table – 25: Amount paid in FY 2007-08 and 2008-09

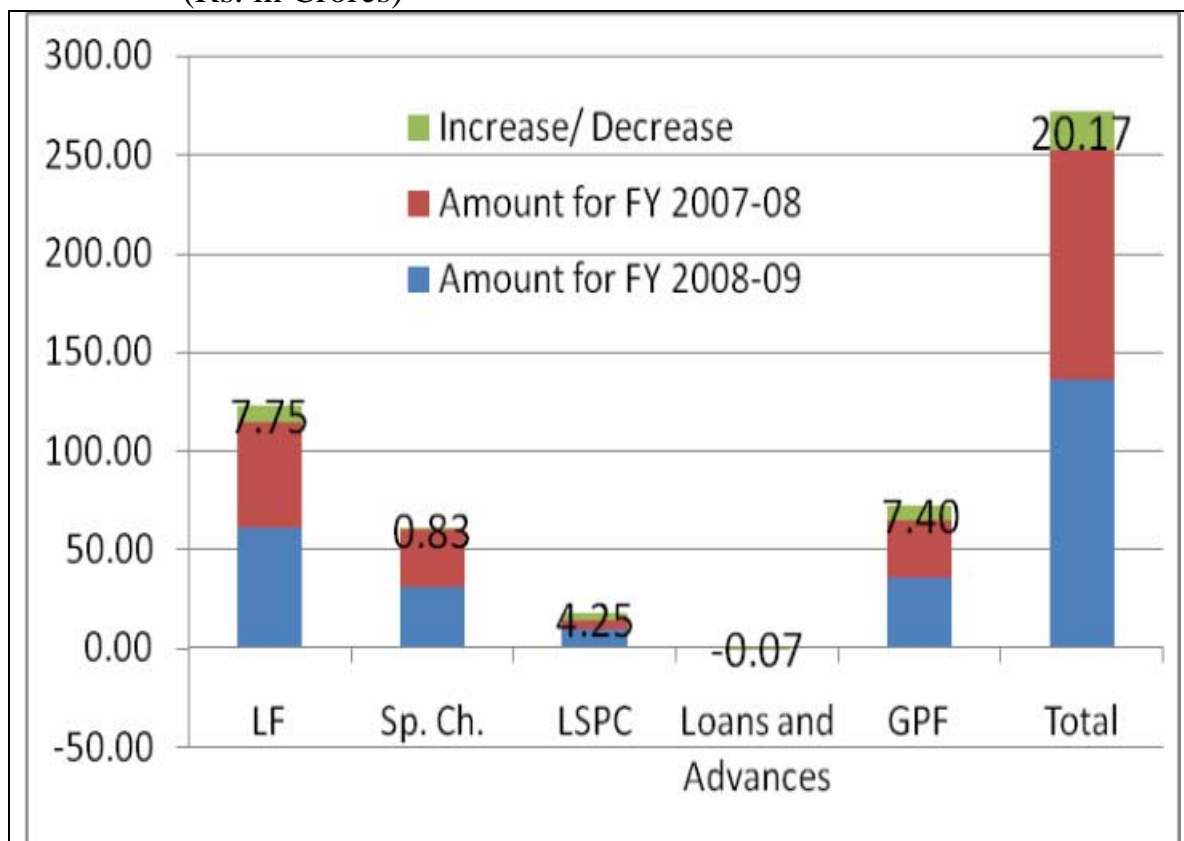
<i>S.No</i>	<i>Item of Cash outflow</i>	<i>Amount for FY 2008-09</i>	<i>Amount for FY 2007-08</i>
01	Pension/ Family Pension	3,51,13,409	2,42,53,220
02	Commutation	3,29,58,016	250,57,805
03	DCRG	2,90,06,813	3,09,55,997
04	Leave encashment	00	00
05	GPF final payments	3,25,88,934	3,25,80,554
06	GPF Reimbursements & Transfer	18,32,36,411	17,13,31,809
07	USO Subsidy Disbursement	7,80,58,275	11,74,48,646
08	Administration	46,53,064	30,40,017
	Total	39,56,14,922	40,46,68,048

C. BUDGET ALLOTMENTS AND EXPENDITURE IN THE FY 2008-09

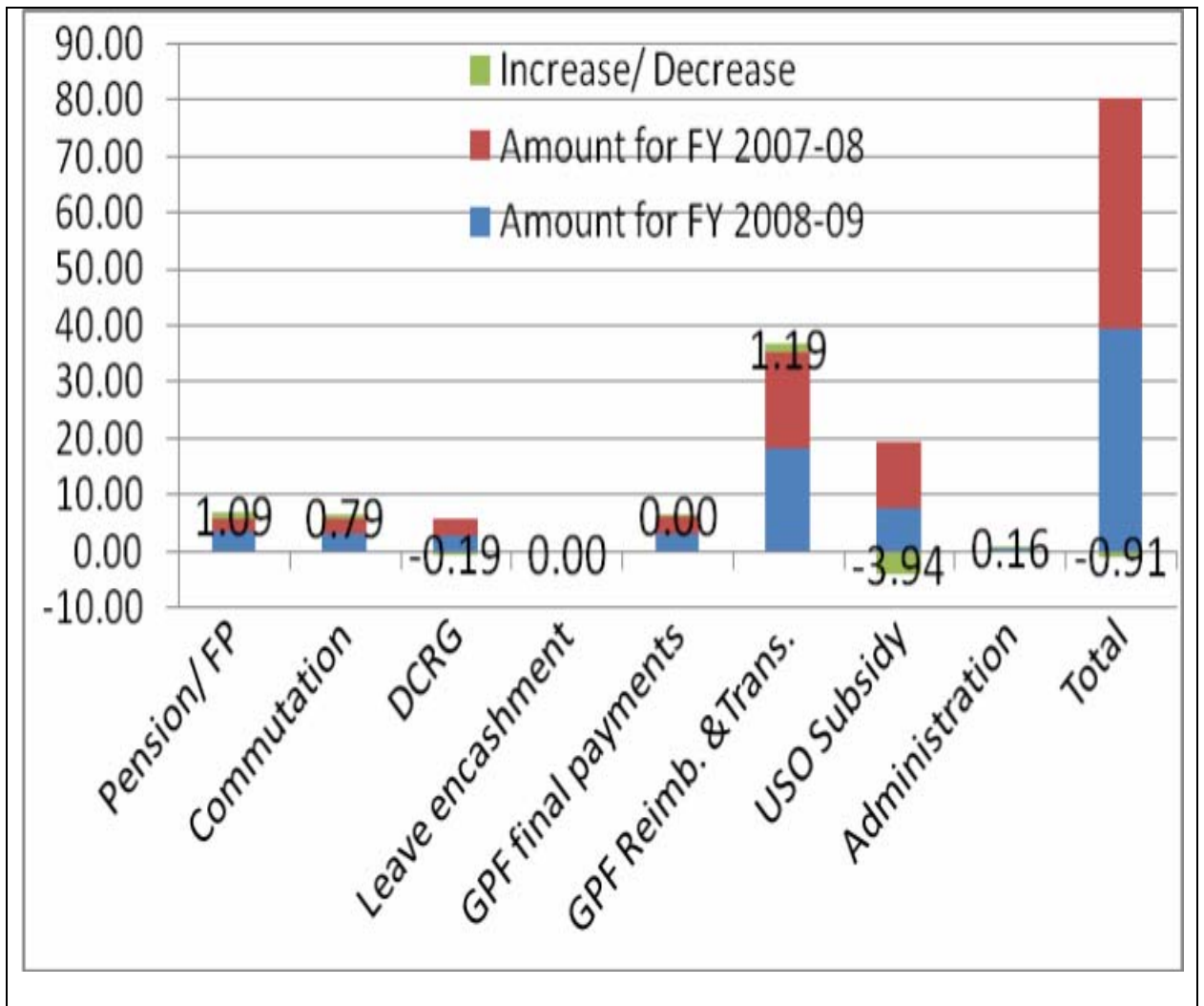
Table – 26: Variation of expenditure incurred against allotments in FY 2008-09

Head of Account	Allotment in thousands	Expenditure in thousands	Excess+/Saving (-)
Salaries	36,83	35,23	(-)1,60
TE	2,45	2,44	(-)1
OE	3,55	3,55	0
Medical reimbursement	20	14	(-)6
PP&SS	4,07	4,05	(-)2
Information Technology	2,35	2,35	0
Pension	2,59,37	3,51,13	+91,76
Commutation	3,04,74	3,29,58	+24,84
Gratuity	2,63,99	2,90,07	+26,08
Honorarium	20	20	0

Graph - 7: Item-wise increase/Decrease of Inflow in 2008-09 over 2007-08 (Rs. in Crores)



Graph - 8: Item-wise increase/Decrease of Outflow in 2008-09 over 2007-08
(Rs. in Crores)



CHAPTER VII
OTHER ACTIVITIES

A. Audit Paras and Legal cases.

The status of Draft Audit paras for the financial year 2008-09 is given below:-

Table - 27

<i>Opening balance</i>	<i>Added during the year</i>	<i>Settled during the year</i>	<i>Closing Balance</i>
Nil	Nil	Nil	Nil


B. Legal Functions: - This office represents Ministry of Communications and IT, Department of Telecommunications, New Delhi. There were 09 Court cases pending. These cases mainly relate to the deleting of the names of this office and Department of Telecommunications from the list of respondents and are being vigorously pursued through Central Govt. Standing Council.

C. Implementation of Compact PAO 2000

As per the instructions received from DOT headquarters, the implementation of Compact PAO-2000 package remained under process in the office. The said package is a comprehensive accounting package developed by NIC in collaboration with the Controller General of Accounts (CGA) for use in the civil Ministries.

As a first step, the pre-check and compilation modules of the programme for passing the bills and valuables, bank reconciliation and preparation of monthly accounts have been provided.

Efforts are on for successful implementation of the package in this office.



(Compiled, Designed and Issued by the office of the CCA,J&K for internal circulation only)

